



App 7

# *The Polyglots in the Town*

---

Indonesian

Discover *The Polyglots in the Town!*  
Children visit a town, revising language  
from previous apps and learning new  
language for shapes.



# Learning experiences

## Playspace

Children visit a town and help out in a crane, a pizza cafe, a supermarket and more. They revise the language from previous apps and learn new language for shapes.



### Links to the EYLF

Outcome 2: Children are connected with and contribute to their world. Children respond to diversity with respect. This is evident, for example, when children explore the diversity of culture, heritage, background and tradition and that diversity presents opportunities for choices and new understandings.

### Links to the Australian Curriculum

Understanding: Systems of language – Recognise questions, commands and simple subject-focus sentences, and develop vocabulary for people, places and things in their personal world (ACLINU013)

## Building site


Children create buildings with shapes such as squares, rectangles, circles and triangles, plus windows and doors. They learn the words for different shapes and colours, as well as 'big' and 'small'.

### Links to the EYLF

Outcome 4: Children are confident and involved learners. Children develop a range of skills and processes such as problem solving, inquiry, experimentation, hypothesising, researching and investigating. This is evident for example, when children manipulate objects and experiment with cause and effect, trial and error and motion.

### Links to the Australian Curriculum

Communicating: Socialising – Participate in guided [group] activities such as games, songs and simple tasks, using movement, gesture and pictures to support meaning (ACLINC002)



## Library


Children enjoy six mini-books with scenes and characters from the apps. The books are: *What's your name?*, *Colours!*, *How old are you?*, *I'm hungry!*, *What's the matter?* and *Let's play!* Children see written language specific to each book, and also hear it spoken.

### Links to the EYLF

Outcome 5: Children are effective communicators. Children engage with a range of texts and gain meaning from these texts. This is evident, for example, when children actively use, engage with and share the enjoyment of language and texts in a range of ways.

### Links to the Australian Curriculum

Understanding: Systems of language – Reproduce the sound and spelling of the vowels and the letters c (ch) and trilled r, and recognise that Indonesian is written using the Roman alphabet (ACLINU012)



## Pizza cafe

Children make pizzas to order, learning the language of food.

### Links to the EYLF

Outcome 5: Children are effective communicators. Children begin to understand how symbols and pattern systems work. This is evident, for example, when children begin to be aware of the relationships between oral, written and visual representations.

### Links to the Australian Curriculum

Communicating: Socialising – Participate in structured play and class activities, exchanging with peers and teacher greetings and information about self, [family and interests] (ACLINC001)



## Lift operator

Children role-play as a lift operator, pressing buttons in a lift to take characters to different floors. They learn the language of numbers, greetings and farewells.

### Links to the EYLF

Outcome 4: Children are confident and involved learners. Children develop a range of skills and processes such as problem solving, inquiry, experimentation, hypothesising, researching and investigating. This is evident, for example, when children apply a wide variety of thinking strategies to engage with situations and solve problems, and adapt these strategies to new situations.

### Links to the Australian Curriculum

Communicating: Socialising – Participate in guided [group] activities such as games, songs and simple tasks, using movement, gesture and pictures to support meaning (ACLINC002)



## Supermarket

Children role-play as a shopkeeper, listening to customers' orders and putting the requested items into a shopping basket. They open the cash register, hear numbers and place coins in the register, learning the language of polite requests, colours, food and drink.

### Links to the EYLF

Outcome 1: Children have a strong sense of identity. Children develop knowledgeable and confident self-identities. This is evident, for example, when children explore different identities and points of view in dramatic play.

### Links to the Australian Curriculum

Communicating: Socialising – Participate in guided [group] activities such as games, songs and simple tasks, using movement, gesture and pictures to support meaning (ACLINC002)



## Song

Children sing the 'goodbye' song, waving goodbye to Talo on his journey home. They learn the language of farewells.

### Links to the EYLF

Outcome 5: Children are effective communicators. Children engage with a range of texts and gain meaning from these texts. This is evident, for example, when children sing and chant rhymes, jingles and songs.

### Links to the Australian Curriculum

Communicating: Socialising – Participate in guided group activities such as games, songs and simple tasks, using movement, gesture and pictures to support meaning (ACLINC002)



**Note:** Square brackets [ ] have been used to indicate elements of an Australian Curriculum content description that are not addressed by the ELLA activity.

# Cultural references




Two-thirds of Indonesia is made up of tropical rainforest. The kelapa, or coconut palm, is found across Indonesia. It is used to make furniture, ornaments and houses. Coconut products include oil, copra and fibre.



Indonesia is one of the largest exporters of pineapple products in the world. Pineapple tarts, or 'kue nastar' are buttery, melt-in-the-mouth sweets filled with pineapple jam and often eaten to celebrate the new year.



Traditional Indonesian designs are incorporated into cloth such as batik and ikat.



Borobudur is Indonesia's most visited tourist attraction. Built in the 9th century, it is the world's largest Buddhist temple and is a UNESCO World Heritage site. Buddhism is recognised as one of the six official religions of Indonesia.




Instant, pre-packaged noodles are one of the most popular quick foods in Indonesia. Noodles are sold dry with sachets of flavourings such as curries, chillies and other spices.

# Extensions

## Bring the app environment into your play space

### Pizza cafe



© Rockhampton South Kindergarten, Queensland

### Supermarket



© Angelsea Kindergarten, Victoria

## Re-create the experiences from the app

### Building site



© Kids & Co Preschool, New South Wales



# Language

## Colours and shapes

### Indonesian

Segi empat hitam  
Lingkaran biru  
Segitiga coklat  
Empat persegi panjang hijau  
Segitiga jingga  
Lingkaran merah muda  
Segi empat merah  
Empat persegi panjang kuning

### English

Black square  
Blue circle  
Brown triangle  
Green rectangle  
Orange triangle  
Pink circle  
Red square  
Yellow rectangle

## Big and small windows and doors

### Indonesian

Pintu kecil  
Pintu besar  
Jendela kecil  
Jendela besar

### English

Small door  
Big door  
Small window  
Big window

## Food

### Indonesian

Roti  
Keju  
Jamur  
Mi  
Nanas  
Pizza  
Beras  
Saus tomat  
Minta pisang!  
Minta apel!

### English

Bread  
Cheese  
Mushroom  
Noodles  
Pineapple  
Pizza  
Rice  
Tomato sauce  
A banana, please!  
An apple, please!

## Questions and answers

### Indonesian

Siapa namamu?  
Nama saya Bim.  
Berapa umurmu?  
Umur saya enam tahun.  
Ada apa?  
Kepala saya sakit!

### English

What's your name?  
My name is Bim.  
How old are you?  
I am six years old.  
What's the matter?  
My head hurts!

# ‘Goodbye’ song lyrics

## Indonesian

## English

Sampai jumpa Bim!

See you later Bim!

Sampai jumpa Kit!

See you later Kit!

Sampai jumpa Tam!

See you later Tam!

Sampai jumpa! Sampai jumpa!

See you later! See you later!

Sampai nanti!

See you later on!

Sampai jumpa Finn!

See you later Finn!

Sampai jumpa Min!

See you later Min!

Sampai jumpa Kai!

See you later Kai!

Sampai jumpa! Sampai jumpa!

See you later! See you later!

Sampai nanti!

See you later on!

Ayo!

Let's go!