



App 2

The Polyglots at the Beach

Japanese

Discover *The Polyglots at the Beach!*
Children explore the language of colours
and greetings in the fun setting of the beach.



Learning experiences

Playspace

Children explore an Australian beach, where they can tap on a submarine, shells, a pier and more to open the learning experiences in the app.



Links to the EYLF

Outcome 1: Children have a strong sense of identity. Children develop their emerging autonomy, inter-dependence, resilience and sense of agency. This is evident, for example, when children can be open to new challenges and discoveries.

Links to the Australian Curriculum

Understanding: Systems of language – Recognise sounds and rhythms of spoken Japanese, and learn how sounds are produced [and represented in the three different scripts] (ACLJAU120)

Submarine

Children drive a submarine, taking photos of colourful underwater creatures. They hear the language of colours and greetings.

Links to the EYLF

Outcome 4: Children are confident and involved learners. Children develop a range of skills and processes such as problem solving, inquiry, experimentation, hypothesising, researching and investigating. This is evident, for example, when children manipulate objects and experiment with cause and effect, trial and error, and motion.

Links to the Australian Curriculum

Communicating: Creating – Participate in shared listening to, viewing and reading of imaginative texts, and respond through singing, chanting, miming, play-acting, drawing, action and movement (ACLJAC114)



Colour and create

Children create their own artwork, and learn the language of colours, greetings, likes and dislikes.

Links to the EYLF

Outcome 5: Children are effective communicators. Children use information and communication technologies to access information, investigate ideas and represent their thinking. This is evident, for example, when children use information and communication technologies as tools for designing, drawing, editing, reflecting and composing.




Links to the Australian Curriculum

Communicating: Socialising – Participate in [guided group] activities such as games, songs and simple tasks, using movement, gestures and pictures to support understanding and to convey meaning (ACLJAC110)

Feed the fish

Children call differently coloured fish, and then feed them. Children learn combinations of colours (such as ‘green and orange’) and colours and nouns (such as ‘green fish’).



Links to the EYLF


Outcome 4: Children are confident and involved learners. Children transfer and adapt what they have learned from one context to another. This is evident, for example, when children transfer knowledge from one setting to another.

Links to the Australian Curriculum

Understanding: Systems of language – Recognise sounds and rhythms of spoken Japanese, and learn how sounds are produced [and represented in the three different scripts] (ACLJAU120)

Shell memory

Children play a memory game where they match crabs with shells of the same colour. They learn colour words in different combinations (such as 'red and pink').



Links to the EYLF

Outcome 5: Children are effective communicators. Children begin to understand how symbols and patterns work. This is evident, for example, when children draw on memory of a sequence to complete a task.

Links to the Australian Curriculum

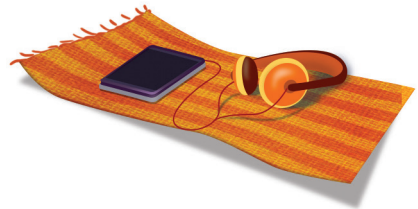
Communicating: Informing – Locate items of information in simple texts such as charts, songs, rhymes, video clips and anime to complete guided tasks (ACLJAC112)

Song

Children listen and sing along to the 'Colours' song. They learn six colours: blue, green, orange, pink, red and yellow.

Links to the EYLF

Outcome 5: Children are effective communicators. Children begin to understand how symbols and patterns work. This is evident, for example, when children sing and chant rhymes, jingles and songs.



Links to the Australian Curriculum

Communicating: Socialising – Participate in guided group activities such as games, songs and simple tasks, using movement, gestures and pictures to support understanding and to convey meaning (ACLJAC110)

Note: Square brackets [] have been used to indicate elements of an Australian Curriculum content description that are not addressed by the ELLA activity.


Cultural references



The combined colours of red and white are considered lucky in Japan. Red and white striped curtains are often hung at weddings. The Japanese flag is also red and white.



In Japan, green tea and red bean flavoured ice creams are popular. At the beach, many people eat kakigori (flavoured shaved ice).



Traditionally, kites shaped like the carp fish (unlike the example here), are flown on 5 May – Children’s Day in Japan. The carp symbolises courage and strength because it can swim upriver. Children’s Day respects children’s personalities and celebrates their happiness.



Cherry blossom time is noted in Japanese weather forecasts and attracts tourists from all over the world. You and your children might take note of what is blooming in the local area now and in different seasons.



Cranes sometimes feature in Japanese myths and images. An ancient Japanese legend suggests that anyone who folds a thousand origami cranes (on their own within one year) will be granted a wish.

Extensions

You can support the children's learning on the apps by extending their play. Here are some ideas for App 2.

Bring the app environment into your play space



Feed the fish



Waratah Cottage Early Learning Centre,
Claymore, NSW



Shell memory



Kids and Co Preschool,
Hurstville Grove, NSW



Submarine



Leeton Early Learning Centre,
Leeton, NSW

Re-create the experiences from the app



Submarine



Dewdrops Early Learning, Reservoir, Vic

Language

Colours and colour combinations

Japanese

あお
みどり
オレンジ
ピンク
あか
きいろ
あお と ピンク
あお と みどり と ピンク

Rōmaji

Ao
Midori
Orenji
Pinku
Aka
Kiiro
Ao to pinku
Ao to midori to pinku

English

Blue
Green
Orange
Pink
Red
Yellow
Blue and pink
Blue, green and pink

Colour and noun combinations

Japanese

あおい くじら
みどりの かに
オレンジの たこ
ピンクの さめ
あかい ひとで
きいろい さかな
あお と オレンジ の さかな
オレンジ と ピンク と
あお の さかな

Rōmaji

Aoi kujira
Midori no kani
Orenji no tako
Pinku no same
Akai hitode
Kiironi sakana
Ao to orenji no sakana
Orenji to pinku to ao no sakana

English

Blue whale
Green crab
Orange octopus
Pink shark
Red starfish
Yellow fish
Blue and orange fish
Orange, pink and blue fish

Greetings

Japanese

こんにちは！

Rōmaji

Konnichiwa!

English

Hello!

Likes and dislikes

Japanese

あか が すき！
きいろ が すきじゃない！

Rōmaji

Aka ga suki!
Kiironi ga sukijana!

English

I like red!
I don't like yellow!

Farewells

Japanese

さようならー！
またね！

Rōmaji

Sayounara!
Mata-ne!

English

Goodbye!
See you later!

Incidental language

Japanese

やった！
アイスクリーム
みて！
おんがく

Rōmaji

Yatta!
Aisukuriimu
Mite!
Ongaku

English

Hooray!
Ice cream
Look!
Music

‘Colours’ song lyrics

Japanese	Rōmaji*	English
あお	Ao,	Blue,
あか	aka,	red,
みどり！	midori!	green!
いろが だいすき！	Iro ga daisuki!	I love colours!
きいろ	Kiiro,	Yellow,
オレンジ	orenji,	orange,
ピンク！	pinku!	pink!
いろが だいすき！	Iro ga daisuki!	I love colours!
いろが だいすき！	Iro ga daisuki!	I love colours!
ぼくも！	Boku mo!	Me too!

* Rōmaji is the official system for representing Japanese with a roman alphabet.
For correct pronunciation, please listen to the words as they are spoken in the app.