



App 1

The Polyglots in the Playroom

Korean


Explore *The Polyglots in the Playroom!*
Children meet playful characters, and learn
greetings, introductions, farewells, likes and dislikes.



Learning experiences

Playspace

Children explore a fun, animated playroom, where they can tap on a rocket, maze, sandpit and more to open the learning experiences in the app.



Links to the EYLF

Outcome 1: Children have a strong sense of identity. Children feel safe, secure, and supported. This is evident, for example, when children confidently explore and engage with social and physical environments through relationships and play.

Links to the Australian Curriculum

Understanding: Systems of language – Recognise the sounds of the Korean language and the forms of Hangeul syllable blocks, and [understand that the syllable block is the basic unit of writing in Korean,] associating individual syllable blocks with their pronunciations (ACLKOU126)

Phone

Children phone characters, and are encouraged to use informal greetings and goodbyes. Their voices are recorded and played back in funny voices.



Links to the EYLF

Outcome 4: Children are confident and involved learners. Children transfer and adapt what they have learned from one context to another. This is evident, for example, when children practise the actions of others, either immediately or later.

Links to the Australian Curriculum

Communicating: Socialising – Interact and socialise with peers [and teacher] to greet, introduce themselves and give basic personal information (ACLKOC115)

Playmat


Children give food and objects to characters, who respond playfully – accepting or rejecting the items, depending on whether they like them. Children learn greetings and how to express likes and dislikes.

Links to the EYLF

Outcome 2: Children are connected with and contribute to their world. Children respond to diversity with respect. This is evident, for example, when children become aware of connections, similarities and differences between people.

Links to the Australian Curriculum

Communicating: Creating – Participate in chants, choral [and shared reading of short imaginative texts] in audio-visual, print and digital media such as cartoons, stories or rhymes, and responding through play-acting, illustrating, miming or making short statements (ACLKOC120)



Maze

Children find their way out of a maze, meeting characters along the way. They learn greetings and introductions.


Links to the EYLF

Outcome 2: Children are connected with and contribute to their world. Children respond to diversity with respect.

This is evident, for example, when children explore the diversity of culture, heritage, background and tradition, and that diversity presents opportunities for choices and new understandings.

Links to the Australian Curriculum

Communicating: Socialising – Engage in guided [group] activities and simple exchanges such as playing games; [group singing or dancing;] contributing ideas through key words, images, mimes (ACLKOC116)



Rocket ship

Children pilot a rocket in space, meeting characters that fly by. They learn greetings, goodbyes and introductions.

Links to the EYLF

Outcome 4: Children are confident and involved learners. Children resource their own learning through connecting with people, place, technologies and natural and processed materials. This is evident, for example, when children explore the purpose and function of a range of tools, media, sounds and graphics.

Links to the Australian Curriculum

Communicating: Creating – Participate in chants, choral [and shared reading of short imaginative texts] in audio-visual, print and digital media such as cartoons, stories or rhymes, and responding through play-acting, illustrating, miming or making short statements (ACLKOC120)



Sandpit

Children create patterns in a sandpit, and add characters and found objects to their creation. They learn greetings and introductions.

Links to the EYLF

Outcome 4: Children are confident and involved learners. Children resource their own learning through connecting with people, place, technologies and natural and processed materials. This is evident, for example, when children explore ideas and theories using imagination, creativity and play.

Links to the Australian Curriculum

Understanding: Systems of language – Recognise the sounds of the Korean language and the forms of Hangeul syllable blocks, and [understand that the syllable block is the basic unit of writing in Korean,] associating individual syllable blocks with their pronunciations (ACLKOU126)



Song

Children listen and sing along to the 'Hello' song. They learn greetings and introductions.

Links to the EYLF

Outcome 5: Children are effective communicators. Children engage with a range of texts and gain meaning from these texts. This is evident, for example, when children sing and chant rhymes, jingles and songs.

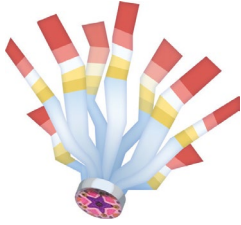
Links to the Australian Curriculum

Communicating: Socialising – Engage in guided group activities and simple exchanges such as [playing games,] group singing or dancing; contributing ideas through key words, images, mimes (ACLKOC116)



Note: Square brackets [] have been used to indicate elements of an Australian Curriculum content description that are not addressed by the ELLA activity.

Cultural references



A jegi is like a small shuttlecock. Jegi is a traditional outdoor game in Korea. Players use their feet to juggle the jegi in the air and try to stop it from falling.



Tigers used to roam all over the Korean Peninsula. They are a favourite subject in Korean art as tigers are considered to be protectors that bring good luck.



Korean singo pears are round, like an apple, and are very juicy, sweet and crunchy. Koreans like to eat them raw as a dessert or snack. They are also used raw in salads.



Cranes (학 or hak) are large, mostly snow-white birds with a red patch of skin on the crown. Cranes are a symbol of long life, purity and peace.

Extensions

You can support the children's learning on the apps by extending their play. Here are some ideas for App 1.

Bring the app environment into your play space



Rocket ship



Complete Kids ELC, Sunbury, Vic




Sandpit



Re-create the experiences from the app



Playmat



Anzac Terrace Primary School,
Bassendean, WA



Maze



Anzac Terrace Primary School,
Bassendean, WA

Language

Greetings and introductions

Korean

안녕!

여보세요!

안녕! 난 민이야!

안녕! 내 이름은 탐이야!

얘는 카이야.

얘는 탐이야.

넌 이름이 뭐야?

Transliteration

Annyeong!

Yeoboseyo!

Annyeong! Nan Min-ya!

Annyeong! Nae ireum-eun
Tam-ya!

Yaeneun Kai-ya.

Yaeneun Tam-ya.

Neon ireum-i mwoya?

English

Hello!

Hello! (*greeting on phone*)

Hi! I'm Min!

Hi! My name is Tam.

Here is Kai.

Here is Tam.

What's your name?

Likes and dislikes

Korean

맛있겠다! 난 브로콜리를 좋아해!

이크! 난 음악을 싫어해!

Transliteration

Mas-issgessda! Nan
beulokollireul joh-ahae!

Ikeu! Nan eum-ag-eul
silh-eohae!

English

Yum! I like broccoli!

Uh-uh! I don't like music!

Farewells

Korean

안녕!

Transliteration

Annyeong!

English

Goodbye!

Incidental language

Korean

브로콜리

비눗방울

아이스크림

제기

나뭇잎

봐봐!

탈

음악

아...안돼!

배

모래성

조개

축구공

불가사리

Transliteration

Beulokolli

Binusbang-ul

Aiseukeurim

Jegi

Namus-ip

Bwabwa!

Tal

Eumak

A...andwae!

Bae

Moraeseong

Jogae

Chukgugong

Bulgasari

English

Broccoli

Bubbles

Ice cream

Jegi (traditional game)

Leaf

Look!

Mask

Music

Oh no!

Pear

Sandcastle

Shell

Soccer ball

Starfish

'Hello' song lyrics

Korean	Transliteration	English
안녕!	Annyeong!	Hello!
안녕!	Annyeong!	Hello!
너 이름이 뭐야?	Neo ireum-i mwoya?	What's your name?
너 이름이 뭐야?	Neo ireum-i mwoya?	What's your name?
내 이름은 빌리.	Nae ireum-eun Billi.	My name's Beelee.
만나서 반가워!	Mannaseo bangawo!	Great to meet you!
안녕!	Annyeong!	Hello!
안녕!	Annyeong!	Hello!
너 이름이 뭐야?	Neo ireum-i mwoya?	What's your name?
너 이름이 뭐야?	Neo ireum-i mwoya?	What's your name?
내 이름은 타로.	Nae ireum-eun Talo.	My name's Talo!
만나서 반가워!	Mannaseo bangawo!	Great to meet you!
안녕!	Annyeong!	Hello!
안녕!	Annyeong!	Hello!
너 이름이 뭐야?	Neo ireum-i mwoya?	What's your name?
너 이름이 뭐야?	Neo ireum-i mwoya?	What's your name?
<i>(Space for child to respond)</i>	<i>(Space for child to respond)</i>	<i>(Space for child to respond)</i>
만나서 반가워!	Mannaseo bangawo!	Great to meet you!