



App 7

The Polyglots in the Town

German

Discover *The Polyglots in the Town!*
Children visit a town, revising language
from previous apps and learning new
language for shapes.

Learning experiences

Playspace

Children visit a town and help out in a crane, a pizza cafe, a supermarket and more. They revise the language from previous apps and learn new language for shapes.



Links to the EYLF

Outcome 2: Children are connected with and contribute to their world. Children respond to diversity with respect. This is evident, for example, when children explore the diversity of culture, heritage, background and tradition and that diversity presents opportunities for choices and new understandings.

Links to the Australian Curriculum

Understanding: Systems of language – Recognise and reproduce the sounds and rhythms of spoken German, including distinctive sounds (ACLGEU114)

Building site


Children create buildings with shapes such as squares, rectangles, circles and triangles, plus windows and doors. They learn the words for different shapes and colours, as well as 'big' and 'small'.

Links to the EYLF

Outcome 4: Children are confident and involved learners. Children develop a range of skills and processes such as problem solving, inquiry, experimentation, hypothesising, researching and investigating. This is evident for example, when children manipulate objects and experiment with cause and effect, trial and error and motion.

Links to the Australian Curriculum

Communicating: Creating – Engage with a range of imaginative texts through action, [dance, singing, drawing, shared reading and collaborative retelling] (ACLGEC108)



Library


Children enjoy six mini-books with scenes and characters from the apps. The books are: *What's your name?*, *Colours!*, *How old are you?*, *I'm hungry!*, *What's the matter?* and *Let's play!* Children see written language specific to each book, and also hear it spoken.

Links to the EYLF

Outcome 5: Children are effective communicators. Children engage with a range of texts and gain meaning from these texts. This is evident, for example, when children actively use, engage with and share the enjoyment of language and texts in a range of ways.

Links to the Australian Curriculum

Understanding: Systems of language – Understand that language is organised as 'texts', which take different forms and use different structures and features to achieve their purposes (ACLGEU116)



Pizza cafe

Children make pizzas to order, learning the language of food.

Links to the EYLF

Outcome 5: Children are effective communicators. Children begin to understand how symbols and pattern systems work. This is evident, for example, when children begin to be aware of the relationships between oral, written and visual representations.

Links to the Australian Curriculum

Communicating: Creating – Engage with a range of imaginative texts through action, [dance, singing, drawing, shared reading and collaborative retelling] (ACLGEC108)



Lift operator

Children role-play as a lift operator, pressing buttons in a lift to take characters to different floors. They learn the language of numbers, greetings and farewells.

Links to the EYLF

Outcome 4: Children are confident and involved learners. Children develop a range of skills and processes such as problem solving, inquiry, experimentation, hypothesising, researching and investigating. This is evident, for example, when children apply a wide variety of thinking strategies to engage with situations and solve problems, and adapt these strategies to new situations.

Links to the Australian Curriculum

Communicating: Creating – Engage with a range of imaginative texts through action, [dance, singing, drawing, shared reading and collaborative retelling] (ACLGEC108)



Supermarket

Children role-play as a shopkeeper, listening to customers' orders and putting the requested items into a shopping basket. They open the cash register, hear numbers and place coins in the register, learning the language of polite requests, colours, food and drink.

Links to the EYLF

Outcome 1: Children have a strong sense of identity. Children develop knowledgeable and confident self-identities. This is evident, for example, when children explore different identities and points of view in dramatic play.

Links to the Australian Curriculum

Communicating: Creating – Engage with a range of imaginative texts through action, [dance, singing, drawing, shared reading and collaborative retelling] (ACLGEC108)



Song

Children sing the 'goodbye' song, waving goodbye to Talo on his journey home. They learn the language of farewells.

Links to the EYLF

Outcome 5: Children are effective communicators. Children engage with a range of texts and gain meaning from these texts. This is evident, for example, when children sing and chant rhymes, jingles and songs.

Links to the Australian Curriculum

Communicating: Socialising – Participate in guided group activities using simple repetitive language in songs, rhymes, games and transactions (ACLGEC104)



Note: Square brackets [] have been used to indicate elements of an Australian Curriculum content description that are not addressed by the ELLA activity.

Cultural references



German bakeries produce the largest variety of breads in the world, from fluffy white to rye and black, as well as the famous pretzel. German bakeries also sell traditional sweet treats such as apple strudel, cherry streusel and black forest cake.



Red capsicums are crunchy and mildly sweet, and can be eaten raw or cooked. In Germany, capsicums are often stuffed with meat and baked; they are commonly used in salads and as toppings on open sandwiches.



Coffee is the most consumed beverage in Germany, outstripping beer and water! A popular method of making coffee is the drip system, made easier by the invention of the tin and paper filtering system by Melitta Benz, who gave her name to the still successful Melitta company. The Braun company made the first commercial drip coffee machine.



Completed in 1791, the Brandenburg Gate was designed to serve as the entrance to the capital city of Berlin. It has come to represent German unity and freedom following the Cold War and the country's reunification after it had been separated into east and west.




Cucumbers are pickled by immersing them in brine and vinegar. Historically, they were a way of preserving cucumbers so that they could be eaten during winter. In Germany, many vegetables are pickled, including onions and beetroot.

Extensions

Bring the app environment into your play space

Pizza cafe



© Rockhampton South Kindergarten, Queensland

Supermarket



© Angelsea Kindergarten, Victoria

Re-create the experiences from the app

Building site



© Kids & Co Preschool, New South Wales



Language

Colours and shapes

German

ein schwarzes Viereck
ein blauer Kreis
ein braunes Dreieck
ein grünes Rechteck
ein oranges Dreieck
ein rosa Kreis
ein rotes Viereck
ein gelbes Rechteck

English

A black square
A blue circle
A brown triangle
A green rectangle
An orange triangle
A pink circle
A red square
A yellow rectangle

Big and small windows and doors

German

eine kleine Tür
eine große Tür
ein kleines Fenster
ein großes Fenster

English

A small door
A big door
A small window
A big window

Food

German

das Brot
der Käse
der Pilz
die Gurken
Pizza
der Reis
die rote Paprika
die Tomatensoße
Eine Banane, bitte!
Einen Apfel, bitte!

English

Bread
Cheese
Mushroom
Pickled cucumbers
Pizza
Rice
Red capsicum
Tomato sauce
A banana, please!
An apple, please!

Questions and answers

German

Wie heißt du?
Ich heiße Bim.
Wie alt bist du?
Ich bin sechs Jahre alt!
Was tut weh?
Mein Kopf tut weh!

English

What's your name?
My name is Bim.
How old are you?
I am six years old!
What's hurting?
My head hurts!

‘Goodbye’ song lyrics

German

English

Auf Wiedersehen Bim!

Goodbye Bim!

Auf Wiedersehen Kit!

Goodbye Kit!

Auf Wiedersehen Tam!

Goodbye Tam!

Auf Wiedersehen,
Auf Wiedersehen!

Goodbye, goodbye!

Bis später!

See you later!

Auf Wiedersehen Finn!

Goodbye Finn!

Auf Wiedersehen Min!

Goodbye Min!

Auf Wiedersehen Kai!

Goodbye Kai!

Auf Wiedersehen,
Auf Wiedersehen!

Goodbye, goodbye!

Bis später!

See you later!

Lass uns gehen!

Let's go!