



App 4

# *The Polyglots at the Zoo*

Italian

Discover *The Polyglots at the Zoo!*  
Children meet animals at the zoo, and explore  
the language of fruit and drinks.

# Learning experiences

## Playspace

Children explore a zoo, where they can feed a panda and an orangutan, sort fruit, make juice for a camel and a water vole, solve a puzzle, have a picnic, and more.



### Links to the EYLF

Outcome 4: Children are confident and involved learners. Children develop dispositions for learning such as curiosity, cooperation, confidence, creativity, commitment, enthusiasm, persistence, imagination and reflexivity. This is evident, for example, when children express wonder and interest in their environments.

### Links to the Australian Curriculum

Communicating: Socialising – Participate in shared action with peers [and teacher], contributing ideas through key words, images, movement and song (ACLITC002)

## Animal feeding time

Children feed animals at the zoo. They learn words for fruit, and how to express their feelings in relation to food.

### Links to the EYLF

Outcome 2: Children are connected with and contribute to their world. Children become socially responsible and show respect for the environment. This is evident when children use play to investigate, project and explore new ideas.

### Links to the Australian Curriculum

Communicating: Socialising – Participate in [classroom routines,] games, instructions and shared activities (ACLITC004)



## Fruit sorter

Children sort fruit from a conveyor belt into crates. They learn names and colours of fruit.

### Links to the EYLF

Outcome 4: Children are confident and involved learners. Children transfer and adapt what they have learned from one context to another. This is evident when children use the processes of play, reflection and investigation to solve problems.

### Links to the Australian Curriculum

Communicating: Socialising – Interact with [the teacher and] peers [to greet, to introduce themselves, and] to name and describe favourite things, [friends, family members and special talents,] through action-related talk and play (ACLITC001)



## Food puzzle

Children complete a jigsaw puzzle, and explore the words for foods and drinks.

### Links to the EYLF

Outcome 4: Children are confident and involved learners. Children transfer and adapt what they have learned from one context to another. This is evident when children transfer knowledge from one setting to another.

### Links to the Australian Curriculum

Communicating: Socialising – Participate in [classroom routines,] games, instructions and shared activities (ACLITC004)



## Picnic

Children mimic words used by a character at a picnic. They learn phrases such as 'I'm hungry' and 'I'm thirsty'.

### Links to the EYLF

Outcome 1: Children have a strong sense of identity. Children learn to interact in relation to others with care, empathy and respect. This is evident, for example, when children empathise with and express concern for others.

### Links to the Australian Curriculum

Understanding: Systems of language – Reproduce the sounds of the Italian language (ACLITU013)



## Juice bar


Children make juice for a camel and a water vole, listening carefully to what fruit blends the animals want. They learn phrases such as 'I'd like/I want an orange juice'.

### Links to the EYLF

Children transfer and adapt what they have learned from one context to another. This is evident, for example, when children use the processes of play, reflection and investigation to solve problems.

### Links to the Australian Curriculum

Communicating: Socialising – Participate in [classroom routines,] games, instructions and shared activities (ACLITC004)



## Song

Children sing a song about being hungry and thirsty, and the fruit and drinks they want.

### Links to the EYLF

Outcome 5: Children are effective communicators. Children engage with a range of texts and gain meaning from these texts. This is evident, for example, when children sing and chant rhymes, jingles and songs.


### Links to the Australian Curriculum

Communicating: Socialising – Participate in shared action with peers [and teacher], contributing ideas through key words, images, movement and song (ACLITC002)



**Note:** Square brackets [ ] have been used to indicate elements of an Australian Curriculum content description that are not addressed by the ELLA activity.


# Cultural references



Grapes come in different colours, mostly green, red and purple. There are different types for the table and for winemaking. In Italian, green-coloured grapes are only ever known as 'white grapes' ('uva bianca'). Grape juice, vinegar, grape-seed oil and raisins are also made from grapes. Grapes grow all over Italy and there are more than a million vineyards.



Hundreds of different varieties of fig are cultivated in Italy and fig trees also grow wild in some areas. Figs are delicious grilled with balsamic vinegar and a little brown sugar on top.



The sweet pink flesh of a watermelon is more than 90% water, making it great for quenching thirst on a hot day. In Italy, it is common to see street vendors selling big wedges of watermelon at festivals.



Italians love to snack on fresh and dried fruit. They tend to peel and cut up fruits, such as apples and pears, rather than biting into them. Common fruits grown in Italy include grapes, figs, lemons and, surprisingly, kiwifruit!

# Extensions

Bring the app environment into your play space

Animal feeding time



Re-create the experiences from the app

Animal feeding time



Fruit sorter



# Language

## Fruit

### Italian

Una mela  
Una banana  
Dell'uva  
Un'arancia  
Il rambutan  
Una fragola  
Del cocomero  
Bler! Non mi piace l'uva!  
Gnam! Mi piacciono le mele!

### English

An apple  
A banana  
Some grapes  
An orange  
Rambutan  
A strawberry  
Some watermelon  
Yuck! I don't like grapes!  
Yum! I like apples!

## Fruit and colour combinations

### Italian

Una mela verde  
Una banana verde  
Dell'uva bianca  
Una fragola verde  
Una mela rossa  
Dell'uva rossa  
Una fragola rossa  
Una banana gialla

### English

A green apple  
A green banana  
White grapes  
A green strawberry  
A red apple  
Red grapes  
A red strawberry  
A yellow banana

## Drinks

### Italian

Del succo  
Del latte  
Dell'acqua  
Gnam! Mi piace il succo di mela!

### English

Some juice  
Some milk  
Some water  
Yum! I like apple juice!

## Hunger and thirst

### Italian

Ho fame!  
Ho sete!

### English

I'm hungry!  
I'm thirsty!

## Asking for things

### Italian

Vorrei una mela.  
Vorrei una banana.  
Vorrei dell'uva!  
Vorrei del succo!  
Vorrei un succo di mela.  
Vorrei un succo di mela e banana.

### English

I'd like/I want an apple.  
I'd like/I want a banana.  
I'd like/I want some grapes!  
I'd like/I want some juice!  
I'd like/I want an apple juice.  
I'd like/I want an apple and banana juice.

# 'Fruits' song lyrics

## Italian\*

## English

Ho fame!

I'm hungry!

Ho fame!

I'm hungry!

Vorrei una mela.

I'd like an apple.

Vorrei una banana.

I'd like a banana.

Vorrei una fragola.

I'd like a strawberry.

Vorrei dell'uva!

I'd like some grapes!

Ho sete!

I'm thirsty!

Ho sete!

I'm thirsty!

Vorrei dell'acqua.

I'd like some water.

Vorrei del latte.

I'd like some milk.

Vorrei del succo!

I'd like some juice!

Grazie!

Thank you!

\* In Italian, some adjectives have different forms depending on whether the noun being described is masculine, feminine, singular or plural.