



App 2

# ***The Polyglots at the Beach***

---

Korean

Discover *The Polyglots at the Beach!*  
Children explore the language of colours  
and greetings in the fun setting of the beach.



# Learning experiences

## Playspace

Children explore an Australian beach, where they can tap on a submarine, shells, a pier and more to open the learning experiences in the app.



### Links to the EYLF

Outcome 1: Children have a strong sense of identity. Children develop their emerging autonomy, inter-dependence, resilience and sense of agency. This is evident, for example, when children can be open to new challenges and discoveries.

### Links to the Australian Curriculum

Understanding: Systems of language – Recognise the sounds of the Korean language and the forms of Hangeul syllable blocks, and [understand that the syllable block is the basic unit of writing in Korean,] associating individual syllable blocks with their pronunciations (ACLKOU126)

## Submarine

Children drive a submarine, taking photos of colourful underwater creatures. They hear the language of colours and greetings.

### Links to the EYLF

Outcome 4: Children are confident and involved learners. Children develop a range of skills and processes such as problem solving, inquiry, experimentation, hypothesising, researching and investigating. This is evident, for example, when children manipulate objects and experiment with cause and effect, trial and error, and motion.

### Links to the Australian Curriculum

Communicating: Socialising – Engage in guided [group] activities and simple exchanges such as playing games; [group singing or dancing,] contributing ideas through key words, images, mimes (ACLKOC116)



## Colour and create

Children create their own artwork, and learn the language of colours, greetings, likes and dislikes.

### Links to the EYLF

Outcome 5: Children are effective communicators. Children use information and communication technologies to access information, investigate ideas and represent their thinking. This is evident, for example, when children use information and communication technologies as tools for designing, drawing, editing, reflecting and composing.




### Links to the Australian Curriculum

Communicating: Informing – Locate specific words and expressions in simple texts such as [signs,] titles [and captions], and use information to complete guided [oral and written] tasks (ACLKOC118)

---

## Feed the fish

Children call differently coloured fish, and then feed them. Children learn combinations of colours (such as ‘green and orange’) and colours and nouns (such as ‘green fish’).



### Links to the EYLF


Outcome 4: Children are confident and involved learners. Children transfer and adapt what they have learned from one context to another. This is evident, for example, when children transfer knowledge from one setting to another.

### Links to the Australian Curriculum

Understanding: Systems of language – Recognise the sounds of the Korean language and the forms of Hangeul syllable blocks, and [understand that the syllable block is the basic unit of writing in Korean,] associating individual syllable blocks with their pronunciations (CLKOU126)

## Shell memory

Children play a memory game where they match crabs with shells of the same colour. They learn colour words in different combinations (such as 'red and pink').



### Links to the EYLF

Outcome 5: Children are effective communicators.

Children begin to understand how symbols and patterns work. This is evident,

for example, when children draw on memory of a sequence to complete a task.

### Links to the Australian Curriculum

Communicating: Informing – Locate specific words and expressions in simple texts [such as signs, titles and captions], and use information to complete guided [oral and written] tasks (ACLKOC118)

---

## Song

Children listen and sing along to the 'Colours' song. They learn six colours: blue, green, orange, pink, red and yellow.

### Links to the EYLF

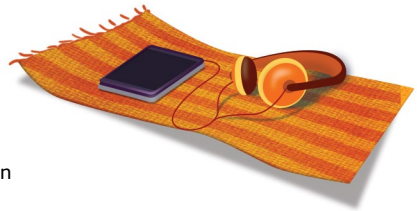
Outcome 5: Children are effective communicators.

Children begin to understand how symbols and

patterns work. This is evident, for example, when children sing and chant rhymes, jingles and songs.

### Links to the Australian Curriculum

Communicating: Socialising – Engage in guided group activities and simple exchanges such as [playing games;] group singing or dancing; contributing ideas through key words, images, mimes (ACLKOC116)



Note: Square brackets [ ] have been used to indicate elements of an Australian Curriculum content description that are not addressed by the ELLA activity.

# Cultural references



The traditional Korean trinity symbol (samtaegeuk) is the basis for this ball's design. It represents the constantly changing interaction and connection between heaven (blue), earth (red) and humanity (yellow). A red and blue version of the symbol (taegeuk) appears on the Korean flag.



Some Hahoetal masks used in traditional dance plays have a jaw that moves. Carved separately from the top part, the jaw is connected to it by string or twine. Their expression also changes, depending on whether the performer bends forwards or backwards.



The bangaeyeon is a very popular Korean kite. Often called a shield kite, it is made of five bamboo sticks that support a painted paper rectangle with a hole in the middle. Koreans fly these kites at New Year.



The sogo hand drum is thin, small and round. Dancers in the famous Sogo Dance hold it in their left hand, using their right to beat it with a stick. The drum's beats begin gently, growing stronger as dancers twirl increasingly faster.

# Extensions

You can support the children's learning on the apps by extending their play. Here are some ideas for App 2.

## Bring the app environment into your play space



Feed the fish



Waratah Cottage Early Learning Centre,  
Claymore, NSW



Shell memory



Kids and Co Preschool,  
Hurstville Grove, NSW




Submarine



Leeton Early Learning Centre,  
Leeton, NSW

## Re-create the experiences from the app



Submarine



Dewdrops Early Learning, Reservoir, Vic

# Language

## Colours and colour combinations

### Korean

파란색  
초록색  
주황색  
분홍색  
빨간색  
노란색  
파란색과 분홍색  
파란색, 초록색과 분홍색

### Transliteration

Paransaek  
Choroksaek  
JuhwangsaeK  
BunhongsaeK  
Ppalgansaek  
Noransaek  
Paransaekgwa bunhongsaeK  
Paransaek, choroksaekgwa  
bunhongsaeK

### English

Blue  
Green  
Orange  
Pink  
Red  
Yellow  
Blue and pink  
Blue, green and pink

## Colour and noun combinations

### Korean

파란색 고래  
초록색 게  
주황색 문어  
분홍색 상어  
빨간색 불가사리  
노란색 물고기  
파란색과 주황색 물고기  
주황색, 분홍색과 파란색 물고기

### Transliteration

Paransaek gorae  
Choroksaek ge  
JuhwangsaeK mun-eo  
BunhongsaeK sang-eo  
Ppalgansaek bulgasari  
Noransaek mulgogi  
Paransaekgwa  
juhwangsaeK mulgogi  
JuhwangsaeK, bunhongsaeKgwa  
paransaek mulgogi

### English

Blue whale  
Green crab  
Orange octopus  
Pink shark  
Red starfish  
Yellow fish  
Blue and orange fish  
Orange, pink  
and blue fish

## Greetings

### Korean

안녕!

### Transliteration

Annyeong!

### English

Hello!

## Likes and dislikes

### Korean

난 빨간색을 좋아해!  
난 노란색을 싫어해!

### Transliteration

Nan ppalgansaek-eul joh-ahae!  
Nan noransaek-eul silh-eohae!

### English

I like red!  
Yuck! I don't like yellow!

## Farewells

### Korean

다음에 만나!

### Transliteration

Da-eum-e manna!

### English

See you later!

## Incidental language

### Korean

야호!  
아이스크림!  
봐봐!  
음악

### Transliteration

Yaho!  
Aiseukeurim!  
Bwabwa!  
Eumak

### English

Hooray!  
Ice cream  
Look!  
Music

# ‘Colours’ song lyrics

Korean	Transliteration	English
파란색,	Paransaek,	Blue,
빨간색,	ppalgansaek,	red,
초록색!	choroksaek!	green!
나는 색들을 좋아해!	Naneun saekdeur-eul joh-ahae!	I like colours!
노란색,	Noransaek,	Yellow,
주황색,	juhwangsaek,	orange,
분홍색!	bunhongsae!	pink!
나는 색들을 좋아해!	Naneun saekdeur-eul joh-ahae!	I like colours!
나는 색들을 좋아해!	Naneun saekdeur-eul joh-ahae!	I like colours!
나도!	Nado!	Me too!