



App 9

The Polyglots Go Camping

Indonesian

Students have fun in a camping ground, with tents, a campfire and games. They revise greetings and learn language for labelling family members.

Learning experiences

Playspace

The playspace features an Australian bush campsite setting. Students can participate in family-themed camping activities using Indonesian.



Australian Curriculum links

Communicating: Socialising – Participate in structured play and class activities, exchanging with peers and teacher greetings and information about self, family and interests (ACLINC001)

Language

Indonesian

Perkemahan
Lihatlah!
Senter!
Kartu-kartu!
Lihatlah! Bintang!
Musik! Ayo nyanyi!
Saya lapar!
Ayo!

English

Camp (signage)
Look!
Torch!
Cards!
Look! Stars!
Music! Let's sing!
I'm hungry!
Let's go!

Bush collage

In this open-ended activity, students create collages of families using natural items found in the bush such as gumnuts, stones, flowers and leaves. Students may label family members with bilingual labels and hear the target language.

Australian Curriculum links

Communicating:

- Informing – Give factual information about self, family and significant objects using labels, captions and descriptions (ACLINC005)
- Reflecting – Describe aspects of self such as family, school/class, gender and language/s, noticing how these are part of one's identity (ACLINC011)

Understanding: Systems of language – Understand that language is organised as 'text', and recognise features of texts such as songs, chants, labels and captions (ACLINU014)

Language

Indonesian

Keluarga Kit
Keluarga
Saya
Ibu
Bapak
Kakak perempuan
Adik perempuan
Kakak laki-laki
Adik laki-laki
Nenek
Kakek
Halo!
Gumnut
Daun bundar
Daun panjang
Bunga merah
Bunga kuning
Ranting
Sebatang kayu
Mata
Batu
Sampai jumpa!

English

Kit's Family (label)
Family
Me
Mum
Dad
Big sister
Little sister
Big brother
Little brother
Grandma
Grandpa
Hello!
Gumnut
Round leaf
Long leaf
Red flower
Yellow flower
Twig
Stick
Eye
Stone
See you later!

Spotlight

Students use a torch to help Polyglots find family members who are hiding in the dark. On finding a hiding spot, a Polyglot calls out a family member name and students repeat the modelled language into the microphone to reveal them.

Australian Curriculum links

Communicating: Socialising – Participate in guided group activities such as games, songs and simple tasks, using movement, gesture and pictures to support meaning (ACLINC002); Informing – Give factual information about self, family and significant objects using labels, captions and descriptions (ACLINC005)

Understanding: Systems of language – Recognise questions, commands and simple subject-focus sentences, and develop vocabulary for people, places and things in their personal world (ACLINU013)

Language

Indonesian

Satu

Dua

Tiga

Empat

Lima

Ayo main 'Spotlight'!

Ayo main lagi!

Siap atau tidak!

Ibu

Bapak

Nenek

Kakek

Ibu? Apakah itu Ibu?

Bapak? Apakah itu Bapak?

Nenek? Apakah itu Nenek?

Kakek? Apakah itu Kakek?

Ibu! Ibu!

Ahhh ketemu saya!

English

One

Two

Three

Four

Five

Let's play 'Spotlight'!

Let's play again!

Ready or not!

Mum

Dad

Grandma

Grandpa

Mum? Is that Mum?

Dad? Is that Dad?

Grandma? Is that Grandma?

Grandpa? Is that Grandpa?

Mum! Mum!

You found me!

Families card game

The aim of this activity is to collect a complete set of family cards for one Polyglots family. Students play with on-screen players or in real time with other students via group presence. Students see and hear the names of family members.

Australian Curriculum links

Communicating: Socialising – Participate in guided group activities such as games, songs and simple tasks, using movement, gesture and pictures to support meaning (ACLINC002)

Understanding: Systems of language – Recognise questions, commands and simple subject-focus sentences, and develop vocabulary for people, places and things in their personal world (ACLINU013)

Language

Indonesian

Bapak

Ibu

Kakak laki-laki

Kakak perempuan

Adik laki-laki

Adik perempuan

Kakek

Nenek

Juara!

Ini keluarga saya!

Ini bapak saya.

Ini ibu saya.

Ini kakak laki-laki saya.

Ini kakak perempuan saya.

Ini adik laki-laki saya.

Ini adik perempuan saya.

Ini kakek saya.

Ini nenek saya.

Ini saya!

Sampai jumpa!

English

Dad

Mum

Big brother

Big sister

Little brother

Little sister

Grandpa

Grandma

Champion!

This is my family!

This is my dad.

This is my mum.

This is my big brother.

This is my big sister.

This is my little brother.

This is my little sister.

This is my grandpa.

This is my grandma.

This is me!

See you later!

Camping cook-up

In this activity, students address the needs of hungry Polyglots characters. They listen to determine which plate belongs to whom, cook some food and then serve the food to the correct character.

Australian Curriculum links

Communicating:

- Socialising – Participate in structured play and class activities, exchanging with peers and teacher greetings and information about self, family and interests (ACLINC001); Participate in guided group activities such as games, songs and simple tasks, using movement, gesture and pictures to support meaning (ACLINC002)
- Informing – Give factual information about self, family and significant objects using labels, captions and descriptions (ACLINC005)

Understanding:

- Systems of language – Recognise questions, commands and simple subject-focus sentences, and develop vocabulary for people, places and things in their personal world (ACLINU013)
- Language variation and change – Develop awareness that Indonesian and English borrow from each other (ACLINU016)

Language

Indonesian

Halo!

Hai! Saya lapar!

Saya Ibu!

Saya Bapak!

Saya Nenek!

Saya Kakek!

Ini piring Ibu.

Ini piring Bapak.

Ini piring Nenek.

Ini piring Kakek.

Ini punya siapa?

Itu punya saya!

Itu bukan punya saya!

Sate ayam

Ikan

Jagung

English

Hello!

Hi! I'm hungry!

I'm Mum!

I'm Dad!

I'm Grandma!

I'm Grandpa!

This is Mum's plate.

This is Dad's plate.

This is Grandma's plate.

This is Grandpa's plate.

Whose is this?

It's mine!

That's not mine!

Chicken satay

Fish

Corn

Marsmalow

Daging panggang

Udang

Ini daging panggang Ibu.

Ini jagung Bapak.

Ini marsmalow Nenek.

Ini udang Kakek.

Wow!

Enak sekali!

Enak!

Lezat!

Favorit saya!

Mmm! Saya suka ikan!

Sampai jumpa!

Marshmallows

Steak

Prawns

This is Mum's steak.

This is Dad's corn.

This is Grandma's marshmallow.

These are Grandpa's prawns.

Wow!

Very yummy!

Yum!

Delicious!

My favourite!

Mmm! I like fish!

See you later!

Stargazing

This activity is based on the familiar 'dot-to-dot' concept. Students view stars in the night sky and join them together based upon the number sequence, counting by ones, twos, fives or tens.

Australian Curriculum links

Communicating: Informing – Give factual information about self, family and significant objects using labels, captions and descriptions (ACLINC005)

Number and Algebra: Number and place value – Develop confidence with number sequences to and from 100 by ones from any starting point. Skip count by twos, fives and tens starting from zero (ACMNA012)

Language

Indonesian

Lihatlah!

Enam

Tujuh

Delapan

Sembilan

Sepuluh

Sebelas

Dua belas

Tiga belas

Empat belas

Lima belas

Enam belas

Tujuh belas

Delapan belas

Sembilan belas

Dua puluh

Dua puluh lima

Tiga puluh

Tiga puluh lima

Empat puluh

Empat puluh lima

Lima puluh

Enam puluh

English

Look!

Six

Seven

Eight

Nine

Ten

Eleven

Twelve

Thirteen

Fourteen

Fifteen

Sixteen

Seventeen

Eighteen

Nineteen

Twenty

Twenty-five

Thirty

Thirty-five

Forty

Forty-five

Fifty

Sixty

Tujuh puluh	Seventy
Delapan puluh	Eighty
Sembilan puluh	Ninety
Seratus	One hundred
Cicak	Cicak
Ikan	Fish
Wombat	Wombat
Gitar	Guitar
Kanguru	Kangaroo
Burung hantu	Owl
Kano	Canoe
Possum	Possum
Tenda	Tent
Api unggun	Campfire
Kodok	Frog
Jamur	Mushrooms
Gajah	Elephant
Istana pasir	Sandcastle
Kelinci	Rabbit
Layang-layang	Kite
Kuda	Horse
Sampai jumpa!	See you later!

Song


The 'This is my family' song features Bim playing a harmonica and a guitar around a campfire. He introduces his family as they arrive one by one.

Australian Curriculum links


Communicating:

- Socialising – Participate in guided group activities such as games, songs and simple tasks, using movement, gesture and pictures to support meaning (ACLINC002)

Cultural references



Geometrical designs and bright colours are common features of floor mats in Indonesia.




Often played at weddings and funerals, the tube zither ('sesando') is made from a length of bamboo with strings attached to the side. Its strings are plucked and there are parts that change the pitch. The sounding box (resonator) is made from a palm frond.



Indonesia has many kinds of lanterns, used inside and outside homes and at festivals. The lanterns might be made of metal, woven materials, paper or stone, and lit by candles, electricity or solar-power.



The batik technique uses wax in the fabric dyeing process. Indonesians once wore batik patterns according to their stage of life, place in society and type of ceremony. Now they mix and match patterns to suit their tastes. Government workers, teachers, students and others wear batik every Friday and especially on 2 October, which is National Batik Day!



Sate (pronounced 'satay') is a much-loved Indonesian national dish of skewered, grilled meat (usually) or fish, shrimp or tofu. It has many regional variants. Sate sauces vary. Peanut or sweet soy sauce are the most usual, but hot, spicy sauces and coconut milk are among others used.



You might recognise the cicak, a type of gecko, by its loud calling noise that sounds like the word 'cicak'. Cicaks are common house lizards in Indonesia, and they like to chase each other. They are great to have around the home as they eat mosquitoes! You will usually hear their calls at night.

'This is my family' song lyrics

Indonesian

English

Ini ibu saya.

This is my mum.

Ini bapak saya.

This is my dad.

Senang bertemu!

Nice to meet you!

Ini adik perempuan saya.

This is my little sister.

Ini kakak laki-laki saya.

This is my big brother.

Senang bertemu!

Nice to meet you!

Ini keluarga saya.

This is my family.

Ini keluarga saya.

This is my family.

Ada siapa saja di keluarga kamu?

Who's in your family?

ELLA is funded by the Australian Government Department of Education, Skills and Employment and is managed by Education Services Australia. © 2020 Commonwealth of Australia, unless otherwise indicated. This material, other than Commonwealth trade marks in The Polyglots characters and The Polyglots logo, may be used in accordance with the Creative Commons BY-NC 4.0 licence, unless otherwise indicated.



Education
Services
Australia