



App 1

The Polyglots in the Playroom

Modern Greek


Explore *The Polyglots in the Playroom!*
Children meet playful characters, and learn
greetings, introductions, farewells, likes and dislikes.



Learning experiences

Playspace

Children explore a fun, animated playroom, where they can tap on a rocket, maze, sandpit and more to open the learning experiences in the app.



Links to the EYLF

Outcome 1: Children have a strong sense of identity. Children feel safe, secure, and supported. This is evident, for example, when children confidently explore and engage with social and physical environments through relationships and play.

Links to the Australian Curriculum


Understanding: Systems of language – Understand elements of grammar such as word order, verb forms and personal pronouns related to [questions,] commands and short sentences, [and develop vocabulary to describe self, friends and family] (ACLMGU115)

Phone

Children phone characters, and are encouraged to use informal greetings and goodbyes. Their voices are recorded and played back in funny voices.

Links to the EYLF

Outcome 4: Children are confident and involved learners. Children transfer and adapt what they have learned from one context to another. This is evident, for example, when children practise the actions of others, either immediately or later.




Links to the Australian Curriculum

Communicating: Socialising – Interact with peers and teacher using simple language and gestures for exchanges such as greetings and farewells, thanks, introductions and sharing information about self and family (ACLMGC103)

Playmat

Children give food and objects to characters, who respond playfully – accepting or rejecting the items, depending on whether they like them. Children learn greetings and how to express likes and dislikes.



Links to the EYLF


Outcome 2: Children are connected with and contribute to their world. Children respond to diversity with respect. This is evident, for example, when children become aware of connections, similarities and differences between people.

Links to the Australian Curriculum

Communicating: Creating – Create and participate in shared performances and imaginative activities using familiar words, phrases, [captions] and language patterns (ACLMGC109)

Maze

Children find their way out of a maze, meeting characters along the way. They learn greetings and introductions.



Links to the EYLF

Outcome 2: Children are connected with and contribute to their world. Children respond to diversity with respect. This is evident, for example, when children explore the diversity of culture, heritage, background and tradition, and that diversity presents opportunities for choices and new understandings.

Links to the Australian Curriculum


Communicating: Socialising – Participate in guided activities and simple exchanges, such as songs, rhymes, and games, using simple repetitive language (ACLMGC104)

Rocket ship

Children pilot a rocket in space, meeting characters that fly by. They learn greetings, goodbyes and introductions.

Links to the EYLF

Outcome 4: Children are confident and involved learners. Children resource their own learning through connecting with people, place, technologies and natural and processed materials. This is evident, for example, when children explore the purpose and function of a range of tools, media, sounds and graphics.



Links to the Australian Curriculum

Communicating: Informing – Identify key words and information with guidance, in simple [written,] spoken, digital and visual texts (ACLMGC106)

Sandpit

Children create patterns in a sandpit, and add characters and found objects to their creation. They learn greetings and introductions.

Links to the EYLF

Outcome 4: Children are confident and involved learners. Children resource their own learning through connecting with people, place, technologies and natural and processed materials. This is evident, for example, when children explore ideas and theories using imagination, creativity and play.

Links to the Australian Curriculum

Understanding: Systems of language – Understand elements of grammar such as word order, verb forms and personal pronouns related to questions, commands and short sentences, and develop vocabulary [to describe self, friends and family] (ACLMGU115)



Song


Children listen and sing along to the 'Hello' song. They learn greetings and introductions.

Links to the EYLF

Outcome 5: Children are effective communicators. Children engage with a range of texts and gain meaning from these texts. This is evident, for example, when children sing and chant rhymes, jingles and songs.

Links to the Australian Curriculum

Communicating: Socialising – Participate in guided activities and simple exchanges, such as songs, rhymes, and games, using simple repetitive language (ACLMGC104)



Note: Square brackets [] have been used to indicate elements of an Australian Curriculum content description that are not addressed by the ELLA activity.

Cultural references



Watermelon is a large fruit with thick green-striped skin and sweet red flesh. Watermelons grow abundantly in Greece and Cyprus and, being more than 90 per cent water, are very refreshing on a hot day.



The little owl (*Athene noctua*) is a small owl with big staring eyes and bushy 'eyebrows' that make it look both wise and frowning. In Greek mythology it was the symbol of Athena, the goddess of wisdom.



Tsolias is an outfit for boys. It includes a pleated skirt ('fustanella'), a wide-sleeved shirt, an embroidered waistcoat, a cap with a long tassel, stockings, knee bands and pointy shoes decorated with pompoms ('tsarouchia').



The fig tree is well suited to the hot climate in Greece and Cyprus and has been grown in gardens since ancient times. The fruit have a soft, dark skin and sweet, pink flesh with numerous seeds. The whole fruit can be eaten fresh, cooked or dried.



Traditional Greek and Cypriot wooden fishing boats are often painted white and are trimmed in bright colours. They are made by hand and each one is unique. Today, some are used for tourist boat rides.

Extensions

You can support the children's learning on the apps by extending their play. Here are some ideas for App 1.

Bring the app environment into your play space



Rocket ship



Complete Kids ELC, Sunbury, Vic




Sandpit



Re-create the experiences from the app



Playmat



Anzac Terrace Primary School,
Bassendean, WA



Maze



Anzac Terrace Primary School,
Bassendean, WA

Language

Greetings and introductions

Modern Greek

Γεια σου!
Παρακαλώ!
Γεια! Με λένε Φιν!
Γεια! Είμαι η Μιν!
Αυτή είναι η Ταμ.
Πώς σε λένε;

Transliteration*

Gia soo!
Parakalo!
Gia! Me lene Fin!
Gia! Ime i Min!
Afti ine i Tam.
Pos se lene?

English

Hello!
Hello! (*greeting on phone*)
Hi! My name is Finn!
Hi! I'm Min!
This is Tam.
What's your name?

Likes and dislikes

Modern Greek

Μμμμμ! Μου αρέσει το καρπούζι!
Οουου! Δεν μου αρέσει η μουσική!

Transliteration

Mmmmm! Moo aresi to karpoozi!
Oo! Den moo aresi i moosiki!

English

Yum! I like watermelon!
Uh-uh! I don't like music!

Farewells

Modern Greek

Αντίο!
Τα λέμε μετά!

Transliteration

Antio!
Ta leme meta!

English

Goodbye!
See you later!

Incidental language

Modern Greek

Το μπρόκολο
Οι φούσκες
Το σύκο
Η βάρκα
Το παγωτό
Το φύλλο
Κοίτα!
Η μουσική
Το κάστρο από άμμο
Το κοχύλι
Η μπάλα ποδοσφαίρου
Ο αστερίας
Το καρπούζι

Transliteration

To brokolo
I fooskes
To siko
I varka
To pagoto
To fillo
Kita!
I moosiki
To kastro apo ammo
To kohili
I bala podosferou
O asterias
To karpoozi

English

Broccoli
Bubbles
Fig
Fishing boat
Ice cream
Leaf
Look!
Music
Sandcastle
Shell
Soccer ball
Starfish
Watermelon

* Transliteration: A romanised version of Modern Greek has been provided as a guide. For correct pronunciation, please listen to the words as they are spoken in the app.

‘Hello’ song lyrics

Modern Greek	Transliteration	English
Γεια σου!	Gia soo!	Hello!
Γεια σου!	Gia soo!	Hello!
Πώς σε λένε;	Pos se lene?	What’s your name?
Πώς σε λένε;	Pos se lene?	What’s your name?
Με λένε Μπίλι!	Me lene Bili!	My name’s Beelee!
Χαίρομαι που σε γνωρίζω!	Herome poo se gnorizo!	Great to meet you!
Γεια σου!	Gia soo!	Hello!
Γεια σου!	Gia soo!	Hello!
Πώς σε λένε;	Pos se lene?	What’s your name?
Πώς σε λένε;	Pos se lene?	What’s your name?
Με λένε Τάλο!	Me lene Talo!	My name’s Talo!
Χαίρομαι που σε γνωρίζω!	Herome poo se gnorizo!	Great to meet you!
Γεια σου!	Gia soo!	Hello!
Γεια σου!	Gia soo!	Hello!
Πώς σε λένε;	Pos se lene?	What’s your name?
Πώς σε λένε;	Pos se lene?	What’s your name?
<i>(Space for child to respond)</i>	<i>(Space for child to respond)</i>	<i>(Space for child to respond)</i>
Χαίρομαι που σε γνωρίζω!	Herome poo se gnorizo!	Great to meet you!