



App 7

The Polyglots in the Town

Korean

Discover *The Polyglots in the Town!*
Children visit a town, revising language
from previous apps and learning new
language for shapes.

Learning experiences

Playspace

Children visit a town and help out in a crane, a pizza cafe, a supermarket and more. They revise the language from previous apps and learn new language for shapes.



Links to the EYLF

Outcome 2: Children are connected with and contribute to their world. Children respond to diversity with respect. This is evident, for example, when children explore the diversity of culture, heritage, background and tradition and that diversity presents opportunities for choices and new understandings.

Links to the Australian Curriculum

Understanding: Systems of language – Recognise the sounds of the Korean language and the forms of Hangeul syllable blocks, and [understand that the syllable block is the basic unit of writing in Korean,] associating individual syllable blocks with their pronunciations (ACLKOU126)

Building site


Children create buildings with shapes such as squares, rectangles, circles and triangles, plus windows and doors. They learn the words for different shapes and colours, as well as 'big' and 'small'.

Links to the EYLF

Outcome 4: Children are confident and involved learners. Children develop a range of skills and processes such as problem solving, inquiry, experimentation, hypothesising, researching and investigating. This is evident for example, when children manipulate objects and experiment with cause and effect, trial and error and motion.

Links to the Australian Curriculum

Communicating: Socialising – Engage in guided [group] activities and simple exchanges such as playing games; group singing or dancing; contributing ideas through key words, images, mimes (ACLKOC116)



Library


Children enjoy six mini-books with scenes and characters from the apps. The books are: *What's your name?*, *Colours!*, *How old are you?*, *I'm hungry!*, *What's the matter?* and *Let's play!* Children see written language specific to each book, and also hear it spoken.

Links to the EYLF

Outcome 5: Children are effective communicators. Children engage with a range of texts and gain meaning from these texts. This is evident, for example, when children actively use, engage with and share the enjoyment of language and texts in a range of ways.

Links to the Australian Curriculum

Understanding: Systems of language – Recognise the sounds of the Korean language and the forms of Hangeul syllable blocks, and [understand that the syllable block is the basic unit of writing in Korean,] associating individual syllable blocks with their pronunciations (ACLKOU126)



Pizza cafe

Children make pizzas to order, learning the language of food.

Links to the EYLF

Outcome 5: Children are effective communicators. Children begin to understand how symbols and pattern systems work. This is evident, for example, when children begin to be aware of the relationships between oral, written and visual representations.

Links to the Australian Curriculum

Communicating: Socialising – Engage in guided [group] activities and simple exchanges such as playing games; group singing or dancing; contributing ideas through key words, images, mimes (ACLKOC116)



Lift operator

Children role-play as a lift operator, pressing buttons in a lift to take characters to different floors. They learn the language of numbers, greetings and farewells.

Links to the EYLF

Outcome 4: Children are confident and involved learners. Children develop a range of skills and processes such as problem solving, inquiry, experimentation, hypothesising, researching and investigating. This is evident, for example, when children apply a wide variety of thinking strategies to engage with situations and solve problems, and adapt these strategies to new situations.

Links to the Australian Curriculum

Communicating: Socialising – Engage in guided [group] activities and simple exchanges such as playing games; group singing or dancing; contributing ideas through key words, images, mimes (ACLKOC116)



Supermarket

Children role-play as a shopkeeper, listening to customers' orders and putting the requested items into a shopping basket. They open the cash register, hear numbers and place coins in the register, learning the language of polite requests, colours, food and drink.

Links to the EYLF

Outcome 1: Children have a strong sense of identity. Children develop knowledgeable and confident self-identities. This is evident, for example, when children explore different identities and points of view in dramatic play.

Links to the Australian Curriculum

Communicating: Socialising – Engage in guided [group] activities and simple exchanges such as playing games; group singing or dancing; contributing ideas through key words, images, mimes (ACLKOC116)



Song

Children sing the 'goodbye' song, waving goodbye to Talo on his journey home. They learn the language of farewells.

Links to the EYLF

Outcome 5: Children are effective communicators. Children engage with a range of texts and gain meaning from these texts. This is evident, for example, when children sing and chant rhymes, jingles and songs.

Links to the Australian Curriculum

Communicating: Socialising – Engage in guided group activities and simple exchanges such as [playing games;] group singing or dancing; contributing ideas through key words, images, mimes (ACLKOC116)



Note: Square brackets [] have been used to indicate elements of an Australian Curriculum content description that are not addressed by the ELLA activity.

Cultural references



What a variety of Korean rice cakes (tteok) there are – about 200! As Koreans have been making them for about 2000 years, it's no wonder. For every major occasion there is a rice cake with a special shape, colour, taste and meaning.



Koreans love sweet potatoes (goguma) and use them in everything from stews and snacks to ice creams and cakes. Candied sweet potatoes (goguma mattang) are a popular snack or side dish. Roasted sweet potatoes are a winter street food.



Gamasot (or sot) is a large, heavy Korean cooking pot with an ancient Korean history. It cooks rice in a similar way to a pressure cooker, and is also used to make broth. Today, the mini gamasot is in many Korean kitchens.



If you visit Seoul, go and see the famous largest gate of the Gwanghwamun palace. This wooden gate was fully restored in 2010. Originally built in 1395, then destroyed, moved, ruined, it is a symbol of Seoul's long and important history.




Korean walnut cookies/cakes may look like walnuts, but are sweet pastries moulded in the shape of a walnut, filled with red bean paste and shelled walnuts. Crispy and warm, they are a popular snack in Korea.

Extensions

Bring the app environment into your play space

Pizza cafe



© Rockhampton South Kindergarten, Queensland

Supermarket



© Angelsea Kindergarten, Victoria

Re-create the experiences from the app

Building site



© Kids & Co Preschool, New South Wales



Language

Colours and shapes

Korean

검정색 정사각형!
파란색 원형!
갈색 삼각형!
초록색 직사각형!
주황색 삼각형!
분홍색 원형!
빨간색 정사각형!
노란색 직사각형!

Transliteration

Geomjeongsaek jeongsagakyeong!
Paransaek wonhyeong!
Galsaek samgakeong!
Choroksaek jiksagakeong!
Juhwangsae samgakeong!
Bunhongsae wonhyeong!
Ppalgansaek jeongsagakeong!
Noransaek jiksagakeong!

English

Black square!
Blue circle!
Brown triangle!
Green rectangle!
Orange triangle!
Pink circle!
Red square!
Yellow rectangle!

Big and small windows and doors

Korean

작은 문!
큰 문!
작은 창문!
큰 창문!

Transliteration

Jageun mun!
Keun mun!
Jageun changmun!
Keun changmun!

English

Small door!
Big door!
Small window!
Big window!

Food

Korean

빵
호두과자
초록색 딸기
버섯
브로콜리
피자
쌀
토마토 소스
바나나 한개 주세요!
사과 한개 주세요!

Transliteration

Ppang
Hodugwaja
Choroksaek ttalgi
Beoseot
Beulokolli
Pija
Ssal
Tomato soseu
Banana hangae juseyo!
Sagwa hangae juseyo!

English

Bread
Walnut cookies
Green strawberry
Mushroom
Broccoli
Pizza
Rice
Tomato sauce
A banana, please!
An apple, please!

Questions and answers

Korean

넌 이름이 뭐야?
내 이름은 빔이야.
넌 몇살이야?
난 여섯살이야!
무슨 일이야?
머리가 아파!

Transliteration

Neon ireum-i mwoya?
Nae ireum-eun Bim-iya.
Neon myeotsariya?
Nan yeoseotsariya!
Museun iriya?
Meori-ga apa!

English

What's your name?
My name is Bim.
How old are you?
I am six years old!
What's the matter?
My head hurts!

'Goodbye' song lyrics

Korean	Transliteration	English
안녕 빔!	Annyeong Bim!	Goodbye Bim!
안녕 키트!	Annyeong Kit!	Goodbye Kit!
안녕 탐!	Annyeong Tam!	Goodbye Tam!
안녕, 안녕!	Annyeong, annyeong!	Goodbye, goodbye!
다음에 만나!	Da-eum-e manna!	See you later!
안녕 핀!	Annyeong Finn!	Goodbye Finn!
안녕 민!	Annyeong Min!	Goodbye Min!
안녕 카이!	Annyeong Kai!	Goodbye Kai!
안녕, 안녕!	Annyeong, annyeong!	Goodbye, goodbye!
다음에 만나!	Da-eum-e manna!	See you later!
같이 가자!	Gachi gaja!	Let's go!