



App 7

The Polyglots in the Town

Hindi

Discover *The Polyglots in the Town!*
Children visit a town, revising language
from previous apps and learning new
language for shapes.

Learning experiences

Playspace

Children visit a town and help out in a crane, a pizza cafe, a supermarket and more. They revise the language from previous apps and learn new language for shapes.



Links to the EYLF

Outcome 2: Children are connected with and contribute to their world. Children respond to diversity with respect. This is evident, for example, when children explore the diversity of culture, heritage, background and tradition and that diversity presents opportunities for choices and new understandings.

Links to the Australian Curriculum

Understanding: Systems of language – Recognise the relationship between the sounds and patterns of pronunciation [and elements of the Devanagari script], including the representation of long and short vowels, consonants [and conjuncts] (ACLHIU012)

Building site


Children create buildings with shapes such as squares, rectangles, circles and triangles, plus windows and doors. They learn the words for different shapes and colours, as well as 'big' and 'small'.

Links to the EYLF

Outcome 4: Children are confident and involved learners. Children develop a range of skills and processes such as problem solving, inquiry, experimentation, hypothesising, researching and investigating. This is evident for example, when children manipulate objects and experiment with cause and effect, trial and error and motion.

Links to the Australian Curriculum

Communicating: Socialising – Participate in guided activities, such as songs, games, simple tasks and transactions, using movement, gestures, pictures and concrete materials to support meaning (ACLHC002)



Library


Children enjoy six mini-books with scenes and characters from the apps. The books are: *What's your name?*, *Colours!*, *How old are you?*, *I'm hungry!*, *What's the matter?* and *Let's play!* Children see written language specific to each book, and also hear it spoken.

Links to the EYLF

Outcome 5: Children are effective communicators. Children engage with a range of texts and gain meaning from these texts. This is evident, for example, when children actively use, engage with and share the enjoyment of language and texts in a range of ways.

Links to the Australian Curriculum

Understanding: Systems of language – Understand elements of Hindi grammar, such as the subject-object-verb sentence structure, question, answer and statement forms, agreements for gender and number, the use of pronouns and postpositions and of verbs in relation to actions and commands (ACLHIU013)



Pizza cafe

Children make pizzas to order, learning the language of food.

Links to the EYLF

Outcome 5: Children are effective communicators. Children begin to understand how symbols and pattern systems work. This is evident, for example, when children begin to be aware of the relationships between oral, written and visual representations.

Links to the Australian Curriculum

Communicating: Socialising – Interact with teacher and peers to exchange greetings, talk about themselves and their families, to express thanks, wishes, feelings and preferences (ACLHC001)



Lift operator

Children role-play as a lift operator, pressing buttons in a lift to take characters to different floors. They learn the language of numbers, greetings and farewells.

Links to the EYLF

Outcome 4: Children are confident and involved learners. Children develop a range of skills and processes such as problem solving, inquiry, experimentation, hypothesising, researching and investigating. This is evident, for example, when children apply a wide variety of thinking strategies to engage with situations and solve problems, and adapt these strategies to new situations.

Links to the Australian Curriculum

Communicating: Socialising – Participate in guided activities, such as songs, games, simple tasks and transactions, using movement, gestures, pictures and concrete materials to support meaning (ACLHIC002)



Supermarket

Children role-play as a shopkeeper, listening to customers' orders and putting the requested items into a shopping basket. They open the cash register, hear numbers and place coins in the register, learning the language of polite requests, colours, food and drink.

Links to the EYLF

Outcome 1: Children have a strong sense of identity. Children develop knowledgeable and confident self-identities. This is evident, for example, when children explore different identities and points of view in dramatic play.

Links to the Australian Curriculum

Communicating: Socialising – Participate in guided activities, such as songs, games, simple tasks and transactions, using movement, gestures, pictures and concrete materials to support meaning (ACLHIC002)



Song

Children sing the 'goodbye' song, waving goodbye to Talo on his journey home. They learn the language of farewells.

Links to the EYLF

Outcome 5: Children are effective communicators. Children engage with a range of texts and gain meaning from these texts. This is evident, for example, when children sing and chant rhymes, jingles and songs.

Links to the Australian Curriculum

Communicating: Socialising – Participate in guided activities, such as songs, games, simple tasks and transactions, using movement, gestures, pictures and concrete materials to support meaning (ACLHIC002)



Note: Square brackets [] have been used to indicate elements of an Australian Curriculum content description that are not addressed by the ELLA activity.

Cultural references




The ambi pattern, known in English as paisley, was popular in the West from the 18th to the 19th century, and again with hippies in the 1960s. The teardrop shape is often decorated with leaves and flowers, and in India it is a symbol of fertility.



Eggplant is a fruit, grown in a wide variety of shapes and sizes in India. Eggplant is integral to Indian cuisine, especially in curries such as 'sambar'. The white absorbent flesh becomes tender and rich when cooked in oil or a sauce.



The Kadai is an Indian cooking pot. It is traditionally made from cast iron, although these days it may be made from stainless or carbon steel. It has a thick, flat bottom to retain heat, and steep sides. In Indian cooking, you might use it to deep-fry samosas or gulab jamun, or to simmer a curry.



The Taj Mahal is a beautiful white marble building, and a World Heritage site. It was built in the 17th century in Agra by emperor Shah Jahan in memory of his favourite wife, Mumtaz Mahal. The Taj Mahal took more than 20 years, 20,000 workers and 1000 elephants to build.




Roti is a flat bread that is a staple food in India. It is made with stoneground wholemeal flour and cooked on a griddle. When cutlery is not used, torn pieces of roti are useful for eating curry.

Extensions

Bring the app environment into your play space

Pizza cafe



© Rockhampton South Kindergarten, Queensland

Supermarket



© Angelsea Kindergarten, Victoria

Re-create the experiences from the app

Building site



© Kids & Co Preschool, New South Wales



Language

Colours and shapes

Hindi	Transliteration	English
काला वर्ग	kālā varḡ	Black square
नीला गोला	nīlā golā	Blue circle
भूरा त्रिकोण	bhūrā trikoṅ	Brown triangle
हरा आयत	harā āyat	Green rectangle
नारंगी त्रिकोण	nāraṅgī trikoṅ	Orange triangle
गुलाबी गोला	gulābī golā	Pink circle
लाल वर्ग	lāl varḡ	Red square
पीला आयत	pīlā āyat	Yellow rectangle

Big and small windows and doors

Hindi	Transliteration	English
छोटा दरवाज़ा	chhotā daravāzā	Small door
बड़ा दरवाज़ा	baṛā daravāzā	Big door
छोटी खिड़की	chhotī khīṛakī	Small window
बड़ी खिड़की	baṛī khīṛakī	Big window

Food

Hindi	Transliteration	English
डबल रोटी	dabal rotī	Bread
पनीर	panīr	Cheese
बैंगन	bāiṅgan	Eggplant
कुकुरमुत्ता	kukuramuttā	Mushrooms
पिज़्ज़ा	pizzā	Pizza
चावल	chāval	Rice
रोटी	rotī	Roti
टमाटर की चटनी	tamātar kī chatanī	Tomato sauce
पानी	pānī	Water
कृप्या, एक केला दीजिए!	kripyā, ek kelā dījiye!	A banana, please!
कृप्या, एक सेब दीजिए!	kripyā, ek seb dījiye!	An apple, please!

Questions and answers

Hindi	Transliteration	English
तुम्हारा नाम क्या है?	tumhārā nām kyā hāi?	What's your name?
मेरा नाम बिम है।	merā nām bim hāi	My name is Bim.
तुम कितने साल के हो?	tum kitne sāl ke ho?	How old are you?
मैं पाँच साल की हूँ।	māiṅ pāñch sāl kī hūṅ!	I'm five years old! (<i>female speaker</i>)
मैं छः साल का हूँ।	māiṅ chhah sāl kā hūṅ!	I'm six years old! (<i>male speaker</i>)
क्या बात है?	kyā bāt hāi?	What's the matter?
मेरे सिर में दर्द है!	mere sir meṅ dard hāi!	My head hurts!

‘Goodbye’ song lyrics

Hindi

Transliteration*

English

नमस्ते बिम!

namaste bim!

Goodbye Bim!

नमस्ते किट!

namaste kit!

Goodbye Kit!

नमस्ते टम!

namaste ṭam!

Goodbye Tam!

नमस्ते, नमस्ते!

namaste, namaste!

Goodbye, goodbye!

फिर मिलेंगे!

phir mileṅge!

See you later!

नमस्ते फ़िन!

namaste fin!

Goodbye Finn!

नमस्ते मिन!

namaste min!

Goodbye Min!

नमस्ते काई!

namaste kāī!

Goodbye Kai!

नमस्ते, नमस्ते!

namaste, namaste!

Goodbye, goodbye!

फिर मिलेंगे!

phir mileṅge!

See you later!

चलो चले!

chalo chalen!

Let’s go!

*Note about transliteration: In this document, a romanised version of Hindi has been provided as a guide. For correct pronunciation, please listen to the words as they are spoken in the app.

In Hindi, a phrase may sometimes differ depending on whether the speaker is male or female.